

01 RED FLAG SERIES EXC-RL-Z01



Warranty




Energy Efficient



Waterproof IP66



High Efficiency



■ Product Description

- Use well-known brand waterproof isolation switching power supply with high safety and reliability.
- Integrated die-casting heat dissipation lamp body design, excellent heat dissipation and long life.
- The outdoor electrostatic spraying process on the surface of the lamp body has strong corrosion resistance and weather resistance, and is suitable for various complex environments.
- The lens adopts high-quality imported optical-grade materials, with accurate light distribution, high efficiency and strong weather resistance.
- Various light distribution angles, suitable for various lighting applications.
- 3Pin/7Pin NEMA optional;
- Electric protection class: Class I



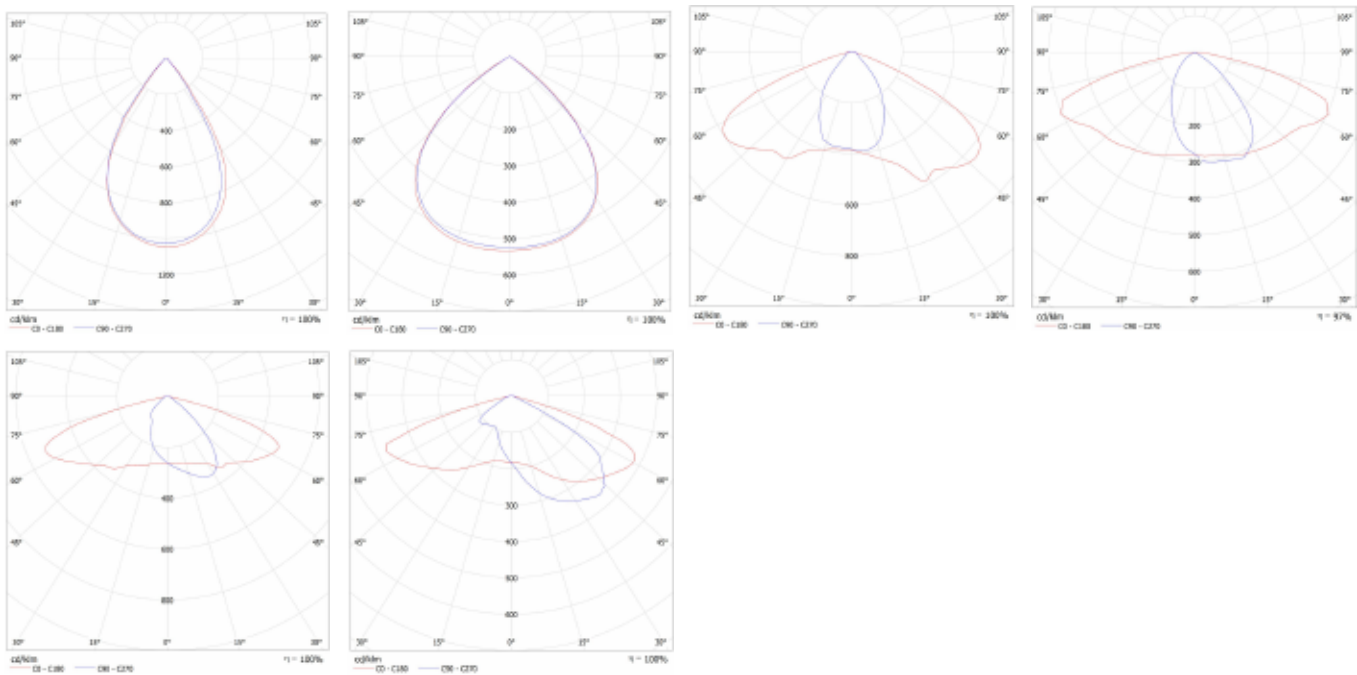
Power	150-180W	200-240W
-------	----------	----------

LED Chips	3030/5050
-----------	-----------

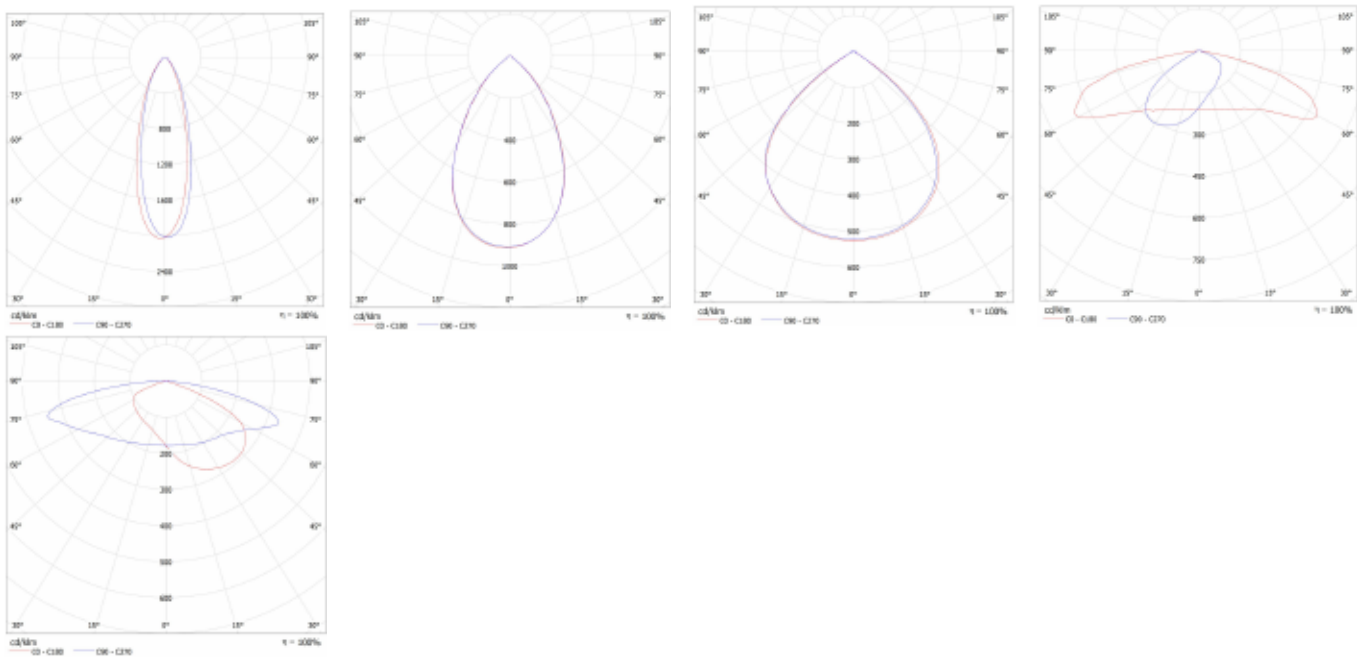
Power (W)	Size L (mm)	Size W (mm)	Size H (mm)
150-180	565	270	109
200-240	640	270	109



■ Light distribution 3030



■ Light distribution 5050



02 EXC-RL-Z02-RA2



■ Product Description

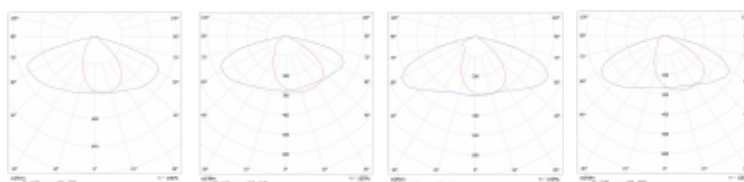
- The EXC-RL-Z02-RA2 series of LED street light are high-efficiency lights designed by EXC for outdoor road lighting.
- Modular design, separation of light and electrical components further improve the performance of the lights on the basis of extending the service life. They are mainly suitable for cities, villages and industrial areas.



Power	60W	120W
-------	-----	------

LED Chips	3030/5050
-----------	-----------

■ Light distribution 3030/5050



Power (w)	Size L (mm)	Size W (mm)	Size H (mm)
60	478	215	102
120	610	215	102



03 GUARDIANCE SERIES EXC-RL-Z03



■ Product Description

- Use well-known brand waterproof isolation switching power supply with high safety and reliability.
- Modular design, fast maintenance, flexible power expansion.
- The surface of the module is anodized with strong corrosion resistance and weather resistance, suitable for various complex environments.
- The lens adopts high-quality imported optical-grade materials, with accurate light distribution, high efficiency and strong weather resistance.
- Various light distribution angles, suitable for various lighting applications.
- 3Pin/7Pin NEMA Optional;
- Electric protection class: Class I



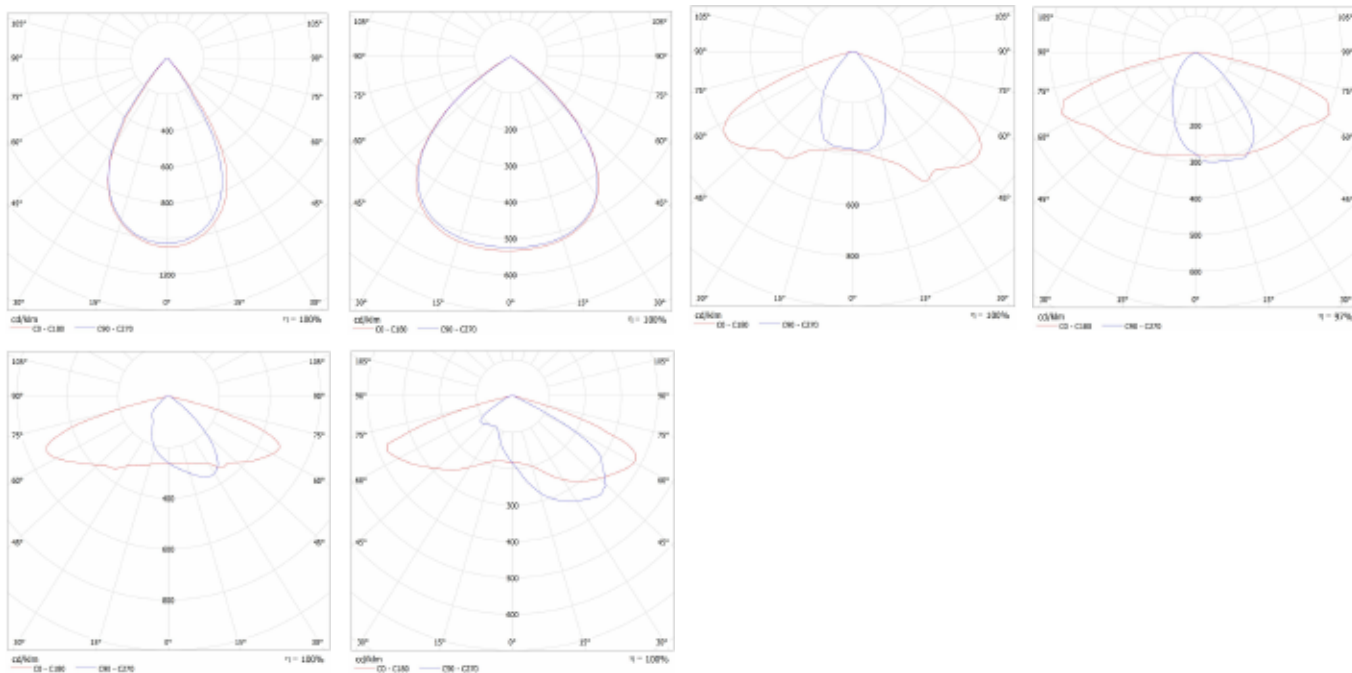
Power	60W	120W	180W	240W	300W
-------	-----	------	------	------	------

LED Chips	3030/5050
-----------	-----------

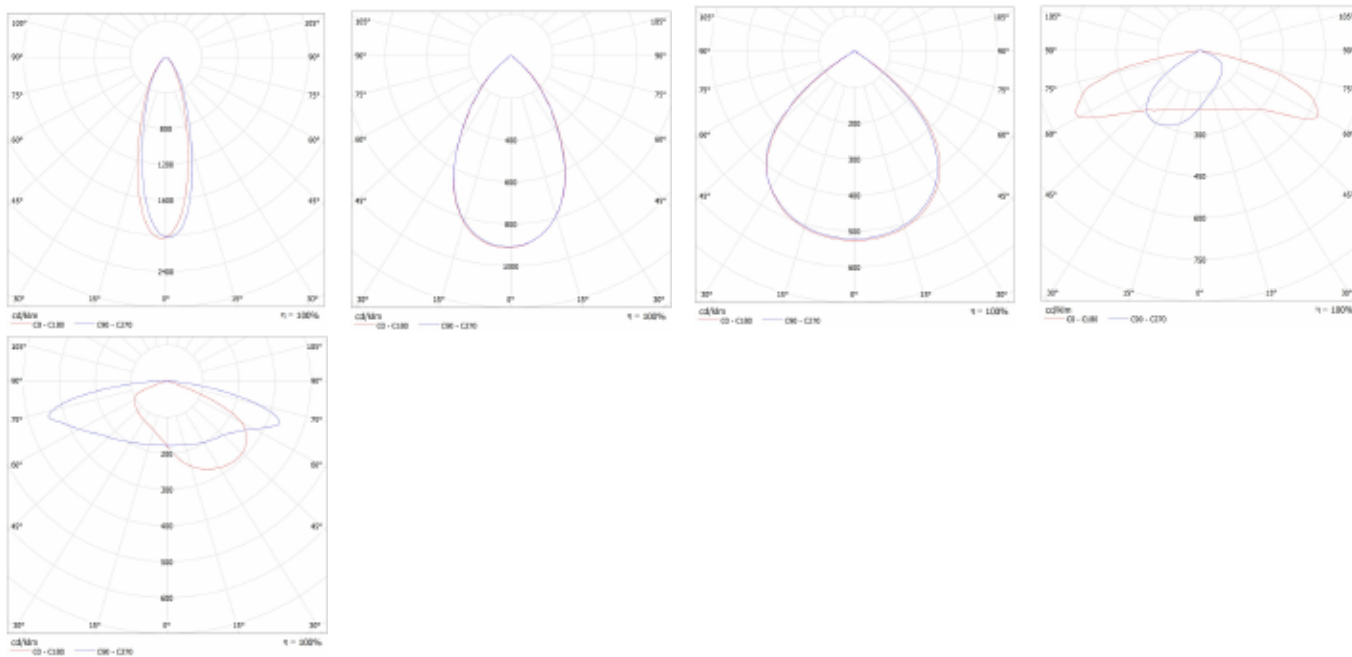
Power (W)	Size L (mm)	Size W (mm)	Size H (mm)
60	555	320	120
120	635	320	120
180	715	320	120
240	795	320	120
300	875	320	120



■ Light distribution 3030



■ Light distribution 5050



04 EXC-RL-Z05



Warranty



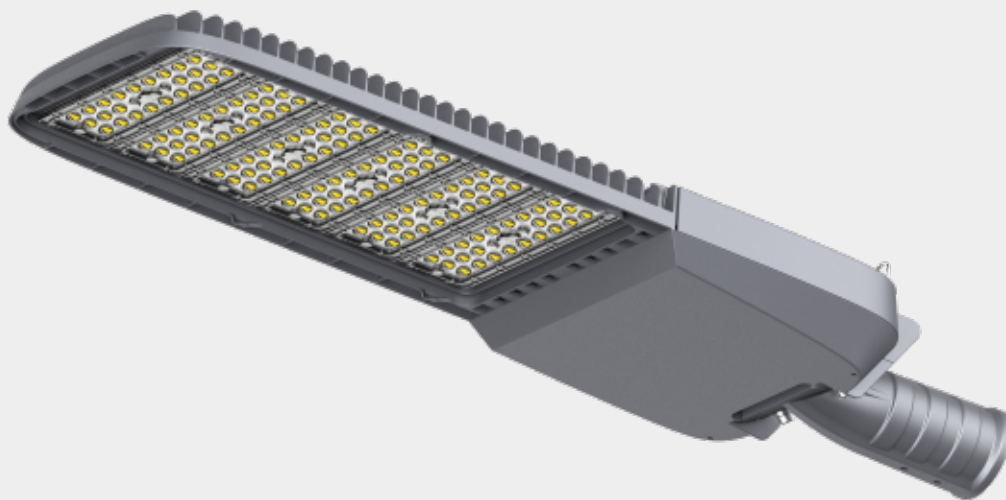
Energy Efficient



Waterproof IP66



High Efficiency



■ Product Description

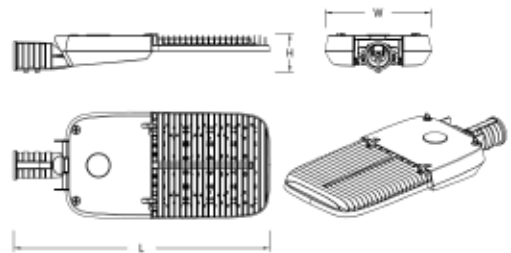
- Die-cast aluminum housing with internally installed heat sink for optimum thermal performance and long lifespan;
- Tempered glass cover optional; Corrosion resistant polyester powder coating;
- Utilizes high brightness LEDs, efficiency higher to 180lm/w;
- With asymmetrical wide beam angle distributions (Type II, Type III and Type IV) are available for customer specific lighting tasks;
- Side-entry and post-top mounting optional with -5° to +15° tilt steps;
- CE, CB, RoHS, ENEC, IP66, IK09, TM-21, LM-79;
- Applications: designed for city road, highway, alley, walkway, park, garden and country road.



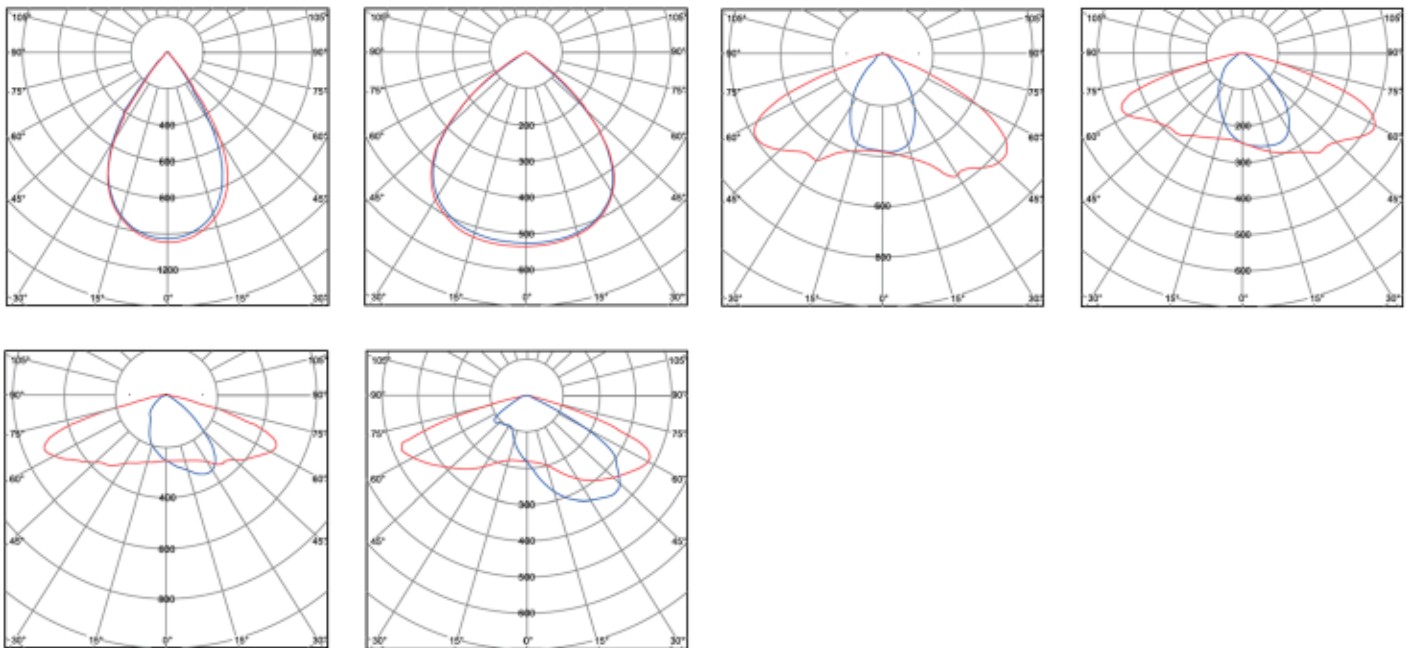
Power	30-60W	80-100W	120-150W	180-250W	300-400W
-------	--------	---------	----------	----------	----------

LED Chips	3030/5050
-----------	-----------

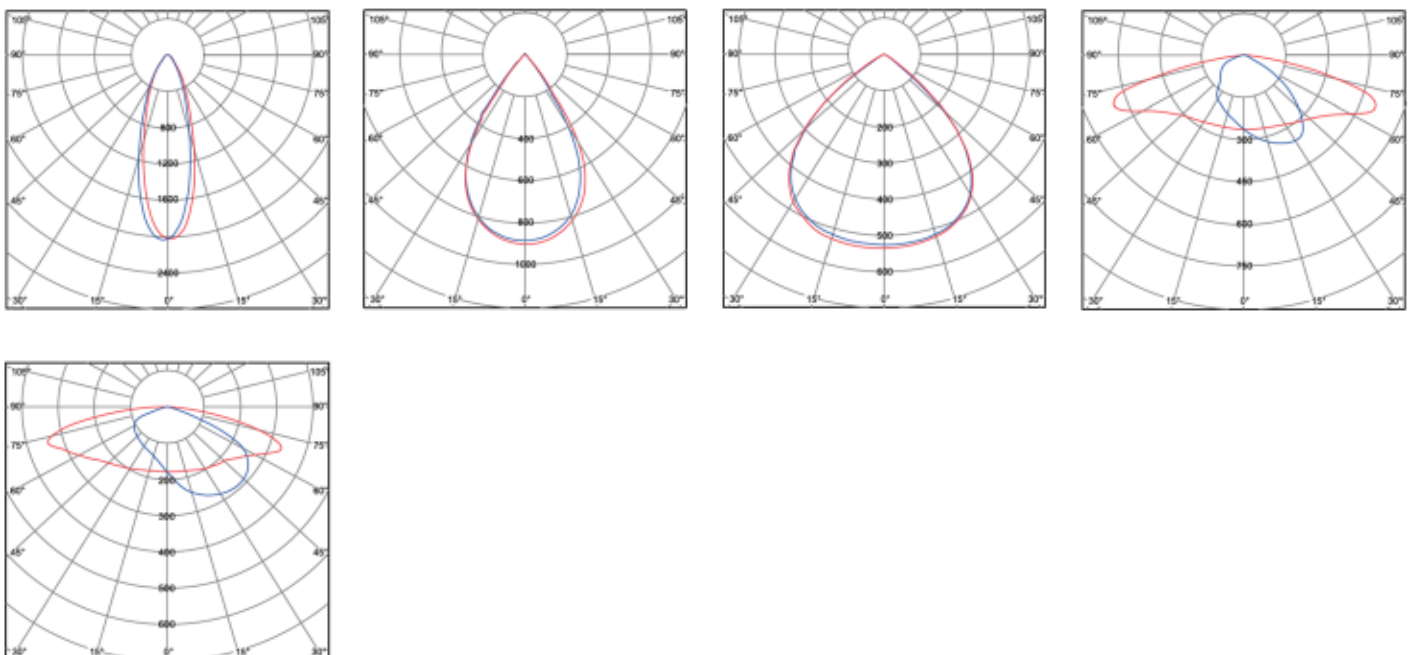
Power (w)	Size L (mm)	Size W (mm)	Size H (mm)
30-60	558	223	96
80-100	558	302	107
120-150	659	302	107
180-250	769	320	112
300-400	910	320	112



■ Light distribution 3030



■ Light distribution 5050



05 TUNNEL LIGHT EXC-TL-Z01



Warranty






Energy Efficient



Waterproof IP66



High Efficiency



■ Product Description


EXC-TL-Z01 series adopts modular and streamlined design, beautiful and generous, and a variety of light distributions can be selected to adapt to all tunnel lighting, forming an optimized road lighting environment; The lamps can be adjusted flexibly, and the elevation angle of the lamps can be adjusted according to the site conditions.

■ IP66 IK08

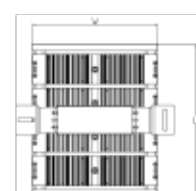
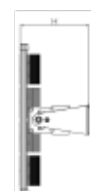
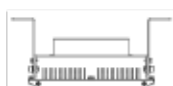
■ Light distribution 3030

Power	60W	120W	300W
	180W	240W	

LED Chips	3030/5050
-----------	-----------



Power (W)	Size L (mm)	Size W (mm)	Size H (mm)
60	120	300	174.5
120	200	300	174.5
180	280	300	174.5
240	360	300	174.5
300	440	300	174.5



06 TRAVELLER EXC-RL-G01



Warranty



Energy Efficient



Waterproof IP65



High Efficiency



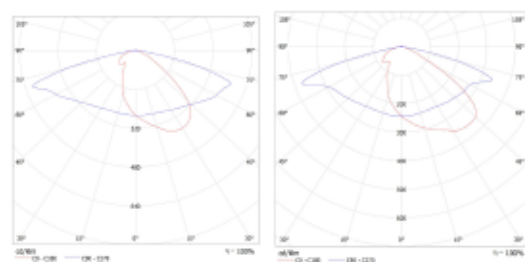
Product Description

EXC-RL-G01 series integrated die-casting street lights, designed to provide a new solution for road lighting. Adopting integrated die-casting and streamlined design, beautiful .

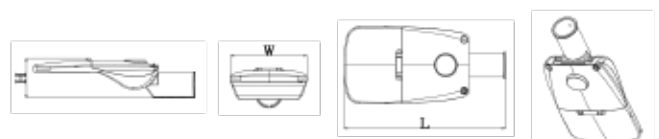
IP65 IK08 NEMA/Zhaga

Power	50W	100W	150W	200W
LED Chips	3030	3030	3030	3030

Light distribution T2/T3/T4



Power (W)	Size L (mm)	Size W (mm)	Size H (mm)
50	483.2	230	119.6
100	548	230	119.6
150	598	230	119.6
200	654.6	230	119.6



07 ANTELOPE EXC-RL-W08



Warranty



Energy Efficient



Waterproof IP66



High Efficiency



■ Product Description

EXC-RL-W08 designed to provide a new solution for road lighting. Adopt an all in one die-casting design, streamlined design. A variety of light distributions can be selected to adapt to all road lighting, forming an optimized road lighting environment.

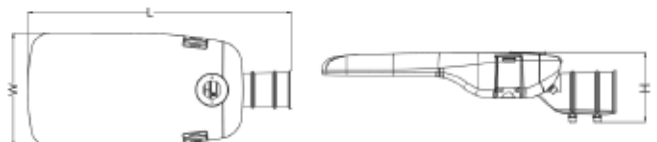
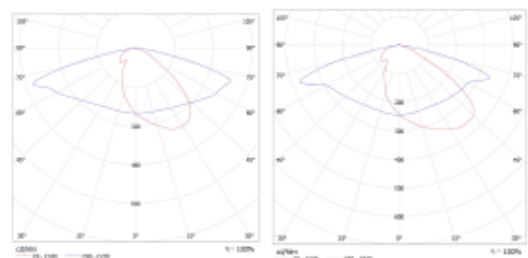
- IP65 IK08 NEMA

Power	30W	50W	60W	
	100W	120W	200W	300W

-

Power (w)	Size L (mm)	Size W (mm)	Size H (mm)
30	540	230	126
50	540	230	126
60	640	280	126
100	640	280	126
120	750	336	128
200	750	336	128
300	890	396	152

- Light distribution T2/T3/T4



11

SHUTTLE III EXC-RL-G03



Warranty



Energy Efficient



Waterproof IP65



High Efficiency



Product Description

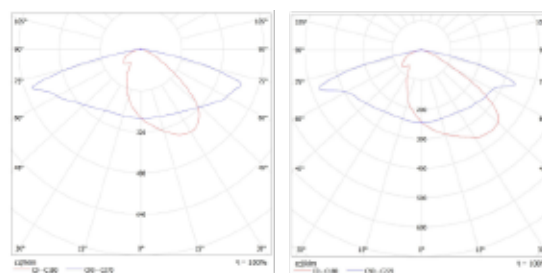
EXC-RL-G03 series is the optimal modular street light, which provides a brand-new solution for road lighting. The series adopts GB module design with flexible and adjustable matching and convenient maintenance.

IP65 IK08 NEMA

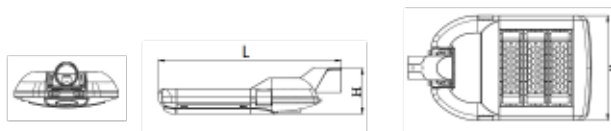
Power	50W	100W	150W
	200W	250W	300W

LED Chips	3030
-----------	------

Light distribution T2/T3



Power (w)	Size L (mm)	Size W (mm)	Size H (mm)
50	440	340	148
100	520	340	148
150	600	340	148
200	680	340	148
250	760	340	148



12 EXC-FL-W01



Warranty




Energy Efficient



Waterproof IP66

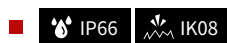


High Efficiency



Product Description

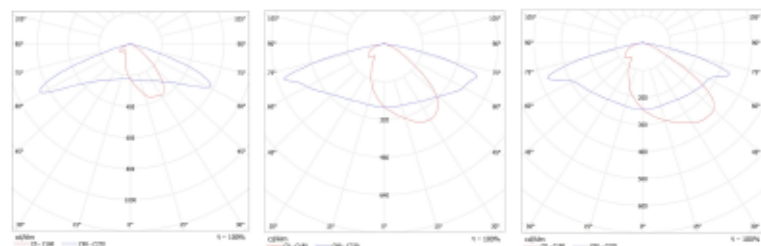
EXC-FL-W01 flood light series, designed to provide brand new solutions for the lighting of billboards, roads, tunnels, bridges and squares.



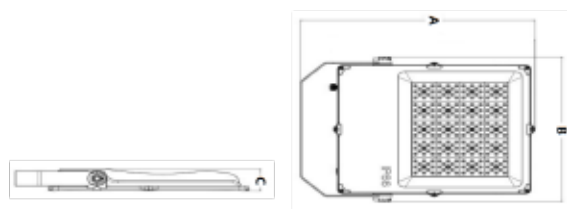
Power	10W	20W	30W	50W	
	100W	150W	200W	240W	300W

LED Chips	3030
-----------	------

Light distribution T2/T3



Power (w)	Size L (mm)	Size W (mm)	Size H (mm)
10	188	123	47
20	248	169	51
30	288	228	52
50	365	278	52
100	395	393	57
150	446	393	57
200	498	393	59
300	524	546	65



13

EXC-TL-G01



Warranty



Energy Efficient



Waterproof IP66



High Efficiency



Product Description

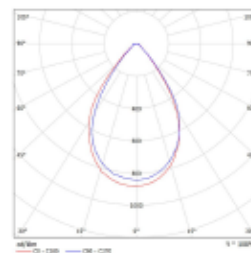
EXC-TL-G01 tunnel lights, designed to provide brand new solutions for the lighting of billboards, roads, tunnels, bridges and squares.

- IP65
- IK08
- Extended

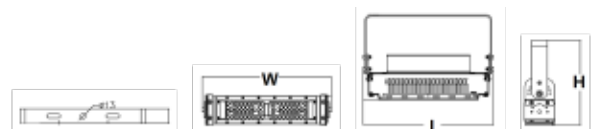
Power	50W	100W	150W
	200W	250W	300W

LED Chips	3030
-----------	------

- Light distribution 151°*83°



Power (w)	Size L (mm)	Size W (mm)	Size H (mm)
50	340	76	220
100	340	156	220
150	340	236	220
200	340	396	220
250	340	472	220



14

EXC-TL-G03



Warranty



Energy Efficient



Waterproof IP66



High Efficiency



Product Description

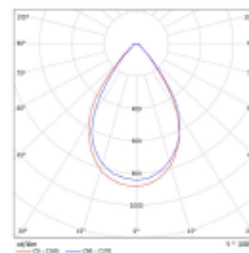
EXC-TL-G03 tunnel lights, designed to provide brand new solutions for the lighting of billboards, roads, tunnels, bridges and squares.

- IP65
- IK08
- Extended

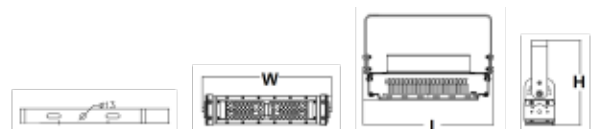
Power	50W	100W	150W
	200W	250W	300W

LED Chips	3030
-----------	------

- Light distribution 90°120°/80°150°



Power (w)	Size L (mm)	Size W (mm)	Size H (mm)
50	294	86	178
100	194	288	200
150	302	288	200
200	410	288	200
250	520	288	200





EXC SMART STREET LIGHT CLOUD CONTROL PLATFORM



Smart Lighting



Smart security



Environmental
monitoring



Public broadcasting



Visual management



Information release



Public WIFI



Emergency call



Charging pile



5G base station



Major guarantee



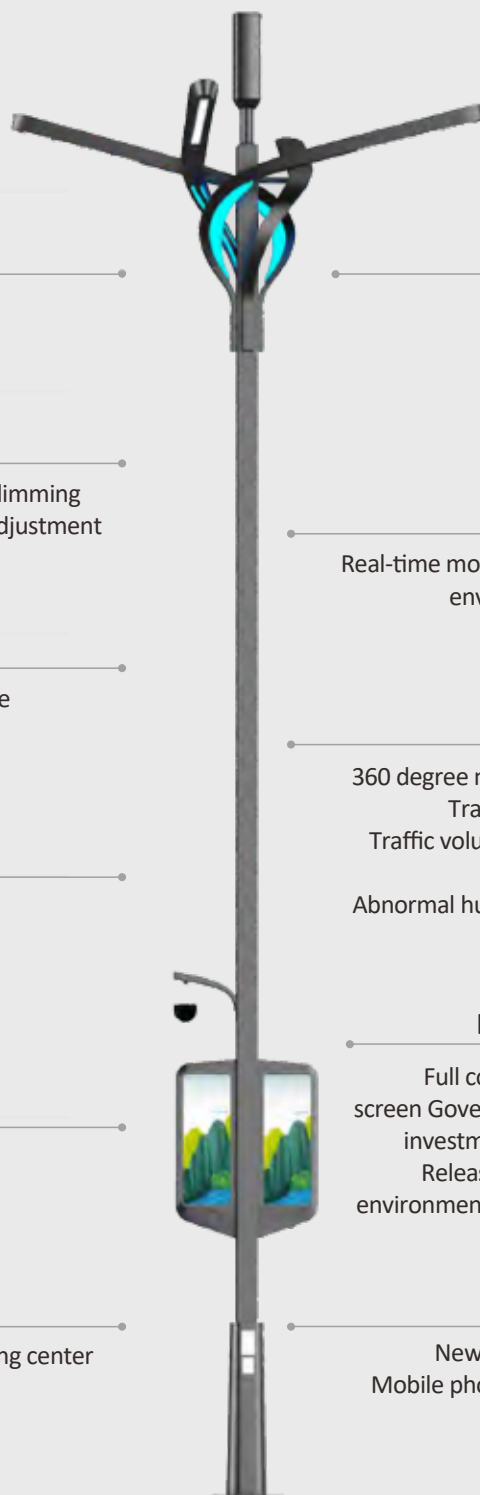
Equipment
management



Operation and maintenance
management



SYSTEM TOPOLOGY DIAGRAM



5G Micro Base Station

- Reserve 5G micro site installation location

Smart Lighting

- Artificial intelligence adaptive dimming
- Intelligent color temperature adjustment

Situational Atmosphere

- Colorful and festive atmosphere
- Remote control

Public WiFi

- WiFi coverage
- User analysis

Public Broadcasting

- Remote speaking
- Issue local play strategy

Emergency Help

- Emergency call to the monitoring center
- Video intercom

Smart Perception

- Smart trash can
- Smart manhole cover
- Smart fire protection
- Smart parking
- Smart advertising

Smart Environment

- Real-time monitoring of weather and environmental information

Smart Security

- 360 degree no blind spot monitoring
- Traffic violation monitoring
- Traffic volume and pedestrian flow monitoring
- Abnormal human body temperature monitoring

Information Release

- Full color outdoor LED display screen Government announcement, investment information release
- Release of parking spaces and environmental weather information

Smart Charging

- New energy vehicle charging
- Mobile phone emergency charging